

The contractor shall check all dimensions and other data from the job and report any discrepancies to the architects before proceeding. Do not scale drawing.

01.	ISSUED FOR REVIEW	SEPT.09.2016
02.	ISSUED FOR FINAL REVIEW	SEPT.21.2016
03.	ISSUED FOR BUILDING PERMIT	OCT.21.2016
04.	ISSUED FOR TENDER	OCT.28.2016

NO.	REVISIONS	DATE

GENERAL NOTES:  
 1) EXISTING SHOWN IN LIGHT COLOR INCLUDING DUCTS, SIZES, CFM ETC.  
 2) NEW DUCTS, DIFFUSERS, GRILLE, CFM ETC. SHOWN IN DARK SHADES.  
 3) ALL OTHER AIR FLOWS TO REMAIN. RE-BALANCE AREAS BEING RENOVATED IN LOBBY (101), RECEPTION ROOM (102), CONFERENCE ROOM (103), OFFICE (106)

MECHANICAL LEGEND	
SYMBOL	DESCRIPTION
---	EXISTING DOMESTIC COLD WATER
---	DOMESTIC COLD WATER
---	EXISTING DOMESTIC HOT WATER
---	DOMESTIC HOT WATER
---	BURIED SANITARY DRAIN
---	EXISTING BURIED SANITARY DRAIN
---	CLEANOUT
---	GATE VALVE
---	RELIEF VALVE
---	ELBOW, TURNED DOWN AND TURNED UP
---	FLOOR DRAIN
---	HUB DRAIN
---	REFRIGERANT SUCTION
---	REFRIGERANT LIQUID
---	EXISTING DUCTWORK (SINGLE LINE)
---	DUCTWORK (SINGLE LINE)
---	ACOUSTICALLY LINED DUCTWORK (SINGLE LINE)
---	SUPPLY DUCT UP (RECTANGULAR)
---	RETURN DUCT UP
---	EXISTING RETURN OR EXHAUST AIR GRILLE
---	RETURN OR EXHAUST AIR GRILLE
---	EXISTING SQUARE SUPPLY AIR DIFFUSER
---	SQUARE SUPPLY AIR DIFFUSER
---	SPIN ON FITTING WITH FLEXIBLE DUCT
---	THERMOSTAT

MECHANICAL LEGEND	
---	THERMOSTAT
---	FLEXIBLE DUCT
---	EXHAUST FAN
---	EQUIPMENT
---	TYPE OF GRILLE/DIFFUSER & AIR QUANTITY (L/S)
---	GRILLE/DIFFUSER FACE SIZE/NECK SIZE
---	SWITCH/SPEED CONTROLLER
---	MOTORIZED DAMPER
---	BALANCING DAMPER
---	WALL HUNG FIRE EXTINGUISHER 5 LB ABC
---	EXISTING
---	NEW

DRAWINGS LIST	
M-01	MECHANICAL LEGEND, EXISTING & NEW HVAC PLAN
M-02	MECHANICAL EXISTING & NEW PLUMBING PLAN AND DETAILS
M-03	MECHANICAL EXISTING & NEW SPRINKLER LAYOUT
M-04	MECHANICAL SPECIFICATION



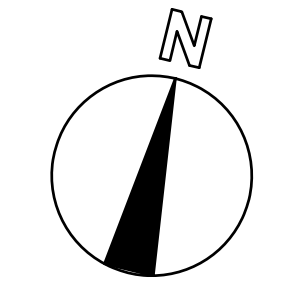
NOTES:  
 1) CONNECT NEW DUCTS TO EXISTING, INSTALL REHEAT COILS, DUCT AT THE LINEAR DIFFUSERS & SQUARE DIFFUSERS AS SHOWN.  
 2) EXISTING AIR FLOWS SHOWN SHALL REMAIN. NEW SHOWS FOR NEW WORK. RE-BALANCE THE COMPLETE AHU SYSTEM SERVING RENOVATED AREAS.  
 3) SET UP CONTROL FOR INDIVIDUAL CONTROLS OF ROOMS. CHECK & RE-CALIBRATE CONTROLS IN RENOVATED AREA.

SHARMA & PARTNERS INC.  
 Mechanical and Electrical Engineers  
 85 Curlew Drive, Unit 108  
 Toronto, Ontario, M3A 2P8  
 (416) 291-8822  
 1-888-832-7160  
 SPI PROJECT # 2016-1042



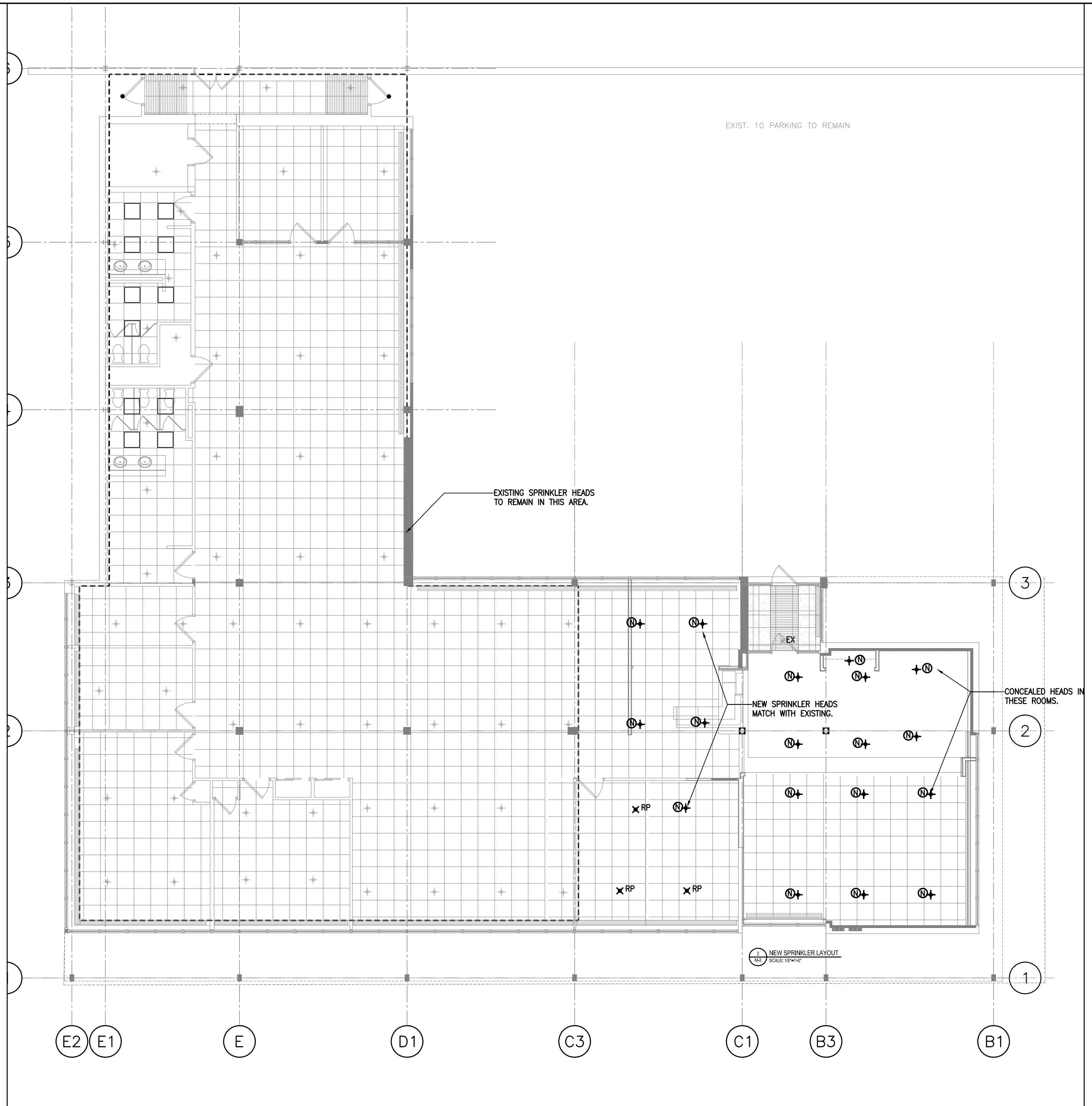
**S&C ELECTRIC CANADA**  
 Drawing Title:  
 MECHANICAL LEGEND, EXISTING & NEW HVAC PLAN

Project Title:  
 BUILDING 1 - NEW INTERIOR LAYOUT  
 90 BELFIELD ROAD TORONTO



**Donald J. Caunter**  
 Architect Limited  
 40 St. Clair Ave. East, Suite 302, Toronto, ON M4T 1M9 (416) 922-2040  
 Approved: KS Checked: KS Drawn By: FL  
 Scale: 1/8"=1'-0" Date: AUG. 2016 SPI PROJECT No.: 2016-1042  
 Drawing Number: M-01 Revision Number:  
 Computer File Number: 103279-A-102 Copyright: 2016





The contractor shall check all dimensions and other data from the job and report any discrepancies to the architects before proceeding. Do not scale drawing.

01.	ISSUED FOR REVIEW	SEPT.09.2016
02.	ISSUED FOR FINAL REVIEW	SEPT.21.2016
03.	ISSUED FOR BUILDING PERMIT	OCT.21.2016
04.	ISSUED FOR TENDER	OCT.28.2016

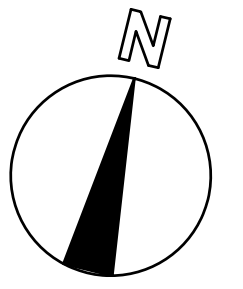
NO.	REVISIONS	DATE

SHARMA & PARTNERS INC.  
 Mechanical and  
 Electrical Engineers  
 85 Curfew Drive, Unit 108  
 Toronto, Ontario, M3A 2P8  
 (416) 291-8822  
 1-888-832-7160  
 SPI PROJECT # 2016-1042



**S&C ELECTRIC CANADA**  
 Drawing Title  
**MECHANICAL EXISTING & NEW  
 SPRINKLER LAYOUT**

Project Title  
**BUILDING 1 - NEW INTERIOR LAYOUT**  
 90 BELFIELD ROAD TORONTO



**Donald J. Caunter  
 Architect Limited**  
 40 St. Clair Ave. East, Suite 302, Toronto, ON M4T 1M9 (416) 922-2040

Approved	KS	Checked	KS	Drawn By	FL
Scale	1/8"=1'-0"	Date	AUG. 2016	SPI PROJECT No.	2016-1042
Drawing Number	M-03			Revision Number	

Computer File Number: 103279-A-102 Copyright: 2016

